



CC2-AN-H4-*T

(* = Color Option)

***Annunciator – Horizontal 4-LIGHT
with Tone***

The Tech Works **CC2-AN-H4-T** is a 4 light Intelligent Communication Station. Some customers want a way to see and communicate with just a single color in a group from up to 4 Exam or Procedure Rooms. If a person or function is represented by the color Yellow, they only want to see the Yellow light associated with 4 rooms that they care about. The **CC2-AN-H4** is designed to display a single color from 4 rooms as displayed horizontally on the Main Annunciator. Pressing of a room button sends a message to a corresponding light on a group from up to 4 Exam or Procedure Rooms.

The four lights represent a single input on 4 different station in sequential address similar to a Horizontal row on an 8 column Master. If the CC2-AN H4-T is addressed to Master 1, Row 1, 1st 4 Columns, it will display the Red lights of 4 dome lights addressed to Column 1, 2, 3, and 4. In this way a display is created for just Emergency calls.

CC2-AN H4-T are available in 8 color options "N" for No colors (plane white), or "R" for all Red, "G" for Green, "Y" Yellow, "B" Blue, "P" Pink, "IB" Ice Blue, "PR" for Purple. Lights can be used to easily identify functions or staff.

The *Tech Works* Intelligent Data Network Communication allows the status of these buttons and lights to be sent to Intelligent Master/Annunciator and other Substations.

BENEFITS

- Easy to Install
- Easy to Program
- Easy to Operate
- Durable Construction
- Two Twisted Pair Cable

Associated Equipment

CC2-ZL-4	Zone Light
CC2-AN-84	8-Column, 4-Color Annunciator
CC2-DL-44	Smart Dome Light

Design Information

Power	11-25V DC
Color	White
Mounting	1-Gang Back Box
Dimensions	3.25" W x 0.5" D x 5" H
Weight	1 lb.

Architects' and Engineers' Specifications

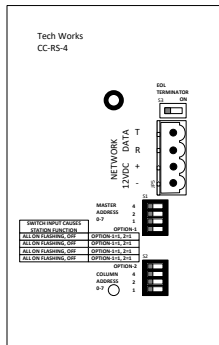
The Clinic-Call System Intelligent Communication Station shall be a standard one gang electrical box mounting device constructed of ABS. A minimum of four lights shall indicate up to eight statuses of each room. The four lights shall be color-coded as *Red, Yellow, Green, and Blue* to easily identify functions and location of staff. The Annunciator Light shall be an intelligent electronic device, addressable by the installer, requiring no more than 100 mA at 12 Volts DC for full operation. The system shall operate on two twisted pair parallel wiring. Any system that requires more than two twisted pair wire and is not installer programmable will not be considered under this specification.

The Clinic Call System Room Status Station shall be Tech Works Model CC2-AN-H4-*T (* insert color option)



Tech Works®

"Making Specialized Communication Easy"



Horizontal Version

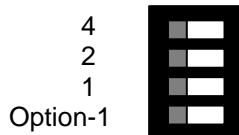


What some customers want is, a way to see and communicate with just a single color in a group from up to 4 Exam or Procedure Rooms. If a person or function is represented by the color Yellow, they only want to see the Yellow light associated with 4 rooms that they care about. The **CC2-AN-H4** is designed to display a single color from 4 rooms as displayed horizontally on the Main Annunciator. Pressing of a button sends a message to a corresponding light on a group from up to 4 Exam

or Procedure Rooms.

The Master address dip switch S1 assigns the Master normally, just like any other Tech Works Network device.

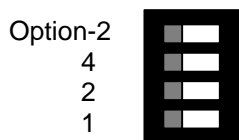
The Option-1 switch has the special function of turning the Tone associated with any Steady Light On and Off.



“Option-1” is the Steady Light Tone On/Off switch

The Column address dip switch is used to set what the CC-AN-H4-NT will display from the selected Master Groups.

Column dip switch S2 labeling

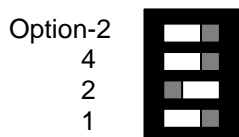


“Option-2” is the Flashing Light Tone On/Off switch

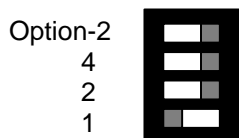
4 is the Group switch. Down is to display Column 1-4, Up is Column 5-8
Both 2 & 1 Off = Red or First Row Displayed

As shown above or default would be Tone Off, Left hand Columns 1-4, Red or Top Row displayed.

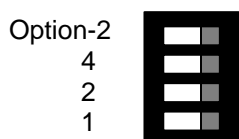
Below are the various options:



Flashing Light Tone On
Column 5-8
Off
On = Yellow or Second Row Displayed



Flashing Light Tone On
Column 5-8
On = Green or Third Row Displayed
Off



Flashing Light Tone On
Column 5-8
Both On = Blue or Fourth Row Displayed

